

Strategy

Finreon Fixed Income Risk Indicator (FIRI) measures systematically the interest rate and credit risk in the European bond market on a daily basis with a variety of different market factors.

FIRI combines interest rate and credit risks to a robust solution. Based on the current market environment, it allows to position a bond portfolio versus its benchmark systematically and in a rule based manner.

Based on the credit risk measurement (CRI), the fund invests in long-term corporates bonds (investment grade) or high quality treasury bonds (min. rating of AA). Additionally, based on the interest rate risk measurement (IRI), the fund's duration is reduced by the use of liquid, exchange-traded interest rate futures (Bobl & Bund). In case of low interest rate risk, there is no reduction of the fund's duration, in case of neutral interest rate risk, the duration is adjusted to the benchmark (Bonds Euro Aggregate) while in case of high interest rate risk, the fund's duration is reduced for another 2.5 years.

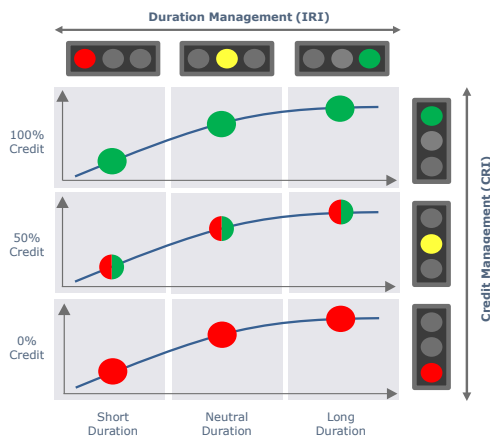
Current Month

Comment

The month of June was characterized by rising Euro government bond yields and increasing credit spreads on Euro-denominated corporate bonds. The Interest Rate Indicator constantly measured high interest rate risks and is red at the end of the month ("short duration"). Throughout the whole month, the Credit Risk Indicator has been red ("short credit"). As of 30/06/2022, the solution was 100% invested in short duration government bonds. Overall, the Finreon Fixed Income Risk Control® EUR Aggregate solution achieved a performance of -1.3% in June and thereby outperformed the benchmark, which achieved -2.3%.

	Fixed Income Risk Control (CHF-hedged)	Bonds Euro Aggregate TR (CHF-hedged)
Return current month	-1.3%	-2.3%
Return year-to-date	-8.6%	-12.1%

Finreon Fixed Income Risk Control® concept

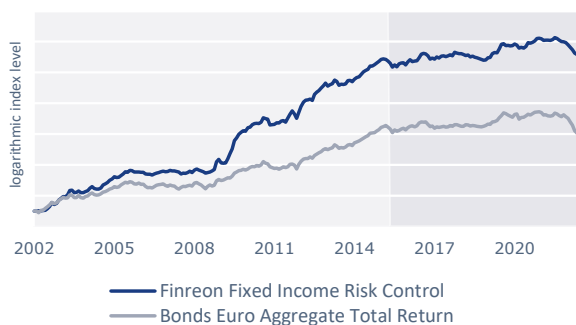


- **Finreon Fixed Income Risk Indicator:** Interest rate and credit risk is measured daily, based on a multitude of factors from the categories Downside, Volatility, Trend and Macro and is shown in a risk signal.
- **Credit Management (CRI):** The Credit Risk Indicator shows the current credit risk as low (green), normal (yellow) and high (red). Depending on the risk indication the fund invests in long-term corporate bonds (Bonds Euro Aggregate: Corporates 7-10y) or in high quality long-term treasury bonds (Bonds Euro Aggregate: Treasury 7-10y min. AA).
- **Duration Management (IRI):** The Interest Rate Indicator shows regimes of falling (green), stable (yellow) and increasing (red) interest rates. The duration is managed within a defined bandwidth (ca. 3 to 7.5) using liquid, exchange traded 5 and 10 year Eurex futures (Bobl, Bund).
- **Efficient Implementation:** The systematic Finreon Fixed Income Risk Control concept has been developed with the aim to control and reduce turnover, trading costs and liquidity risks. For hedging of credit risk liquid CDS Itraxx indices may be used.
- **Benchmark:** Bonds Euro Aggregate Total Return

Return / Risk figures

	01/2002 - 06/2022		Since inception FIRI (05/2014)	
	Finreon Fixed Income Risk Control® EUR Aggregate	Bonds Euro Aggregate Total Return	Finreon Fixed Income Risk Control® EUR Aggregate	Bonds Euro Aggregate Total Return
Return p.a.	5.0%	2.4%	1.4%	0.2%
Modified Duration	5.88	5.88	6.59	6.82
Volatility	4.6%	3.6%	4.1%	3.9%
Return / Risk	1.09	0.66	0.35	0.06
Information Ratio	0.93	n.a.	0.47	n.a.
Tracking Error	2.8%	n.a.	2.5%	n.a.
Max. Drawdown	-11.5%	-14.9%	-11.5%	-14.9%
Positive months	62.3%	61.9%	53.6%	57.7%

Performance



Risk figures as of 30.06.2022

	Finreon Fixed Income Risk Control® EUR Aggregate	Bonds Euro Aggregate Total Return
Duration	4.38	6.69
Current yield	0.38%	2.10%
Current coupons	1.93%	1.51%

All figures are annualised.

Performance Finreon Fixed Income Risk Control® EUR Aggregate: Backtesting until 04/2014; Live signals since 05/2014;

Finreon Fixed Income Risk Control® EUR Aggregate Fund Class-DH since 03/2015 (net performance, CHF-hedged), backtesting unhedged.

Monthly returns in %

	Jan	Feb	Mar	Apr	May	Jun	Jul	Aug	Sep	Oct	Nov	Dec	YTD
2006	-0.3	0.0	-0.9	-0.2	-0.1	-0.5	0.6	0.7	0.3	0.5	0.4	-0.3	0.2
2007	0.1	0.7	-0.3	0.1	-0.3	-0.4	-1.2	0.6	-0.3	0.6	0.9	-1.0	-0.7
2008	1.7	0.7	-0.6	-0.7	-0.4	-1.0	0.5	0.4	0.7	0.9	5.1	1.6	9.0
2009	-2.3	-0.1	0.1	2.7	3.5	3.1	5.4	1.9	2.4	1.2	0.9	-0.3	20.0
2010	2.3	0.4	1.7	0.7	0.2	-0.2	0.9	2.8	-0.5	-0.4	-3.6	0.2	4.4
2011	0.2	0.9	-0.1	1.3	0.3	-1.1	2.6	2.6	2.2	-1.9	-2.9	4.0	8.2
2012	3.9	2.9	1.2	0.2	0.5	-0.8	4.0	1.4	1.1	1.7	1.4	1.7	20.8
2013	-1.9	1.0	0.7	2.3	-0.9	-2.4	0.6	-0.1	0.4	2.1	0.2	-0.9	0.9
2014	1.6	1.0	0.7	1.6	1.5	0.9	0.8	2.2	0.0	0.8	1.2	1.0	14.1
2015	1.3	0.3	-0.3	-1.0	-1.5	-2.4	1.4	-1.2	1.9	0.5	0.3	-1.4	-2.2
2016	2.0	1.4	-1.3	0.4	0.1	2.0	2.4	0.4	-0.3	-1.3	-2.1	0.7	4.5
2017	-0.7	1.4	-0.6	1.1	0.2	-0.5	0.6	0.7	-0.7	2.3	-0.5	-0.4	2.8
2018	0.1	-0.6	-0.7	0.4	-1.2	0.4	-0.6	-0.4	-0.5	-0.5	-0.6	0.1	-4.0
2019	1.5	0.1	2.6	0.6	-0.2	2.6	2.9	0.5	-1.2	0.1	-0.3	0.2	9.8
2020	1.1	-0.8	-1.9	0.4	-0.4	1.1	2.5	-0.4	0.4	1.0	1.5	0.3	4.9
2021	-0.4	-1.0	0.1	0.1	-0.3	0.5	1.4	-0.6	-1.0	-0.9	-0.3	-0.5	-2.8
2022	-1.3	-1.6	-1.6	-2.3	-0.8	-1.3							-8.6

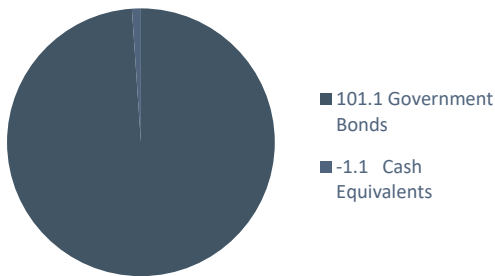
YTD: year-to-date

● Backtesting until 04/2014.

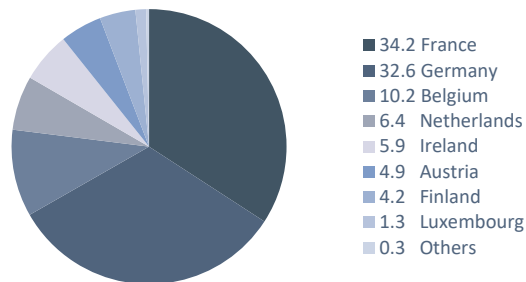
● Live signals since 05/2014; Finreon Fixed Income Risk Control® EUR Aggregate Fund Class-DH since 03/2015 (net performance, CHF-hedged).

Current portfolio characteristics

Asset classes in %



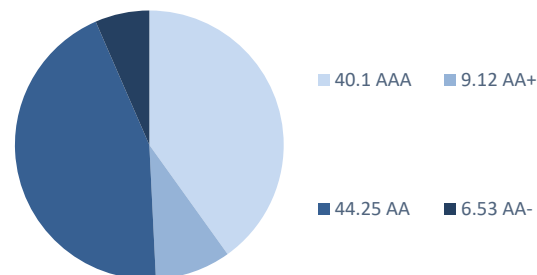
Countries in %



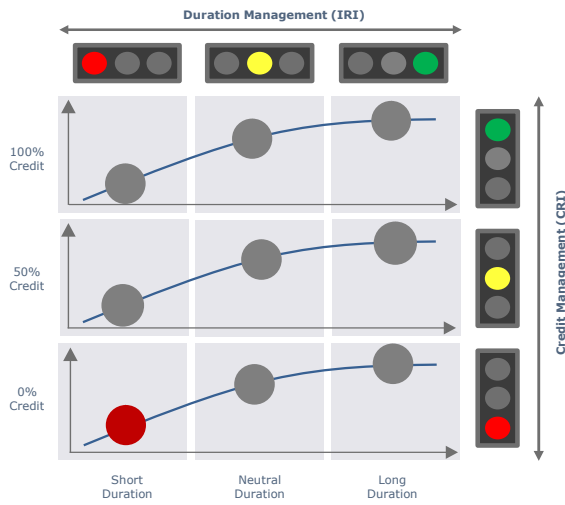
10 largest positions in %

Finreon Fixed Income Risk Control® EUR Aggregate	
France 25/05/30	7.16
France 25/05/31	6.76
France 25/11/30	5.90
France 25/11/29	5.59
France 25/11/31	4.98
Germany 04/01/31	4.53
Germany 15/08/30	4.47
Germany 15/08/31	4.39
Germany 15/08/29	3.85
Germany 15/02/31	3.84

Credit Ratings in %



Current positioning of the Finreon Fixed Income Risk Control EUR Aggregate Fund as of 30.06.2022



Interest Rate Indicator (IRI)

Short Duration

Credit Risk Indicator (CRI)

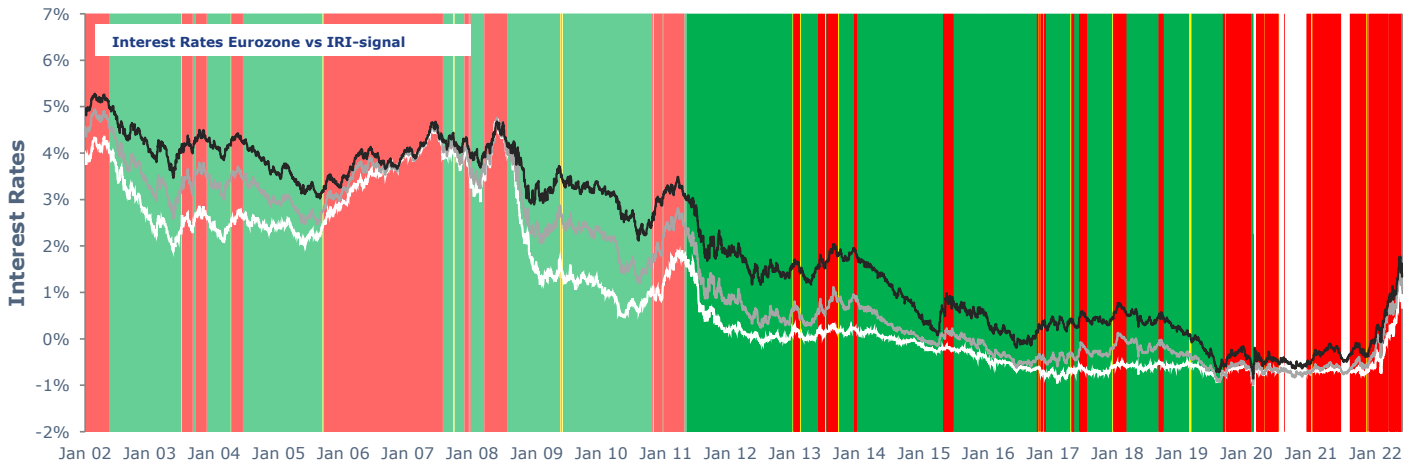
0% Credit

Finreon Fixed Income Risk Control EUR Aggregate 30.06.2022

- **Finreon Fixed Income Risk Control®:** The risk measures for interest rate and credit risk are shown in a dual risk signal system and reflect the positioning of the Finreon Fixed Income Risk Control® Fund.
- **Current positioning:** The chart on the left shows the current positioning within the dual risk signal system, indicated through the coloured circle. The horizontal axis shows the current duration positioning (long, neutral, short). The vertical axis shows the current credit exposure (100%, 50%, 0%).

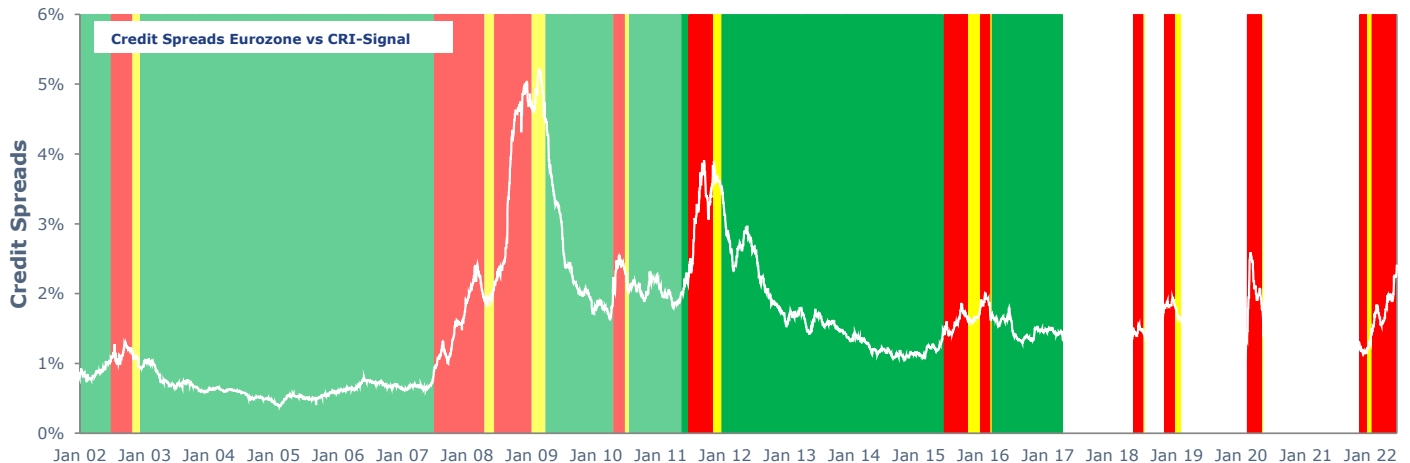
Development of the Finreon Interest Rate Indicator (IRI)

The chart shows the evolution of the duration signal against the development of the 2-, 5-, and 10-year interest rates. A green signal indicates falling, a yellow stable and a red signal indicates increasing interest rates.



Development of the Finreon Credit Risk Indicator (CRI)

The chart shows the evolution of the credit signal against the development of the credit spreads of the Bonds Euro Aggregate: Corporates 7-10y. A green signal indicates low risk, a yellow signal normal risk and a red signal indicates high credit risk.



Investment opportunities

The Finreon Fixed Income Risk Control® strategy can be accessed by qualified investors through both investment mandates and collective investment schemes. Please contact us for further information about our mandate solutions. Information about the fund and the individual share classes can be found below:

Fund						
Investment advisor	Finreon Ltd, St.Gallen	Structure	Fund under Swiss law, FINMA regulated	Fund AuM	CHF 141.95m	
Investment manager	Credit Suisse Ltd, Zurich	Marketing Licence	Switzerland	Liquidity and remarks	daily; physical bond investment, no sec lending, derivatives only for hedging purposes, no leverage/short-selling (Comm 1 / BVV 2)	
Fund management	CS Funds Ltd, Zurich	Benchmark	Bonds Euro Aggregate TR			
Custody bank	Credit Suisse Ltd, Zurich	Benchmark (CHF-hedged classes)	Bonds Euro Aggregate TR (CHF-hedged)			

Share classes	Class-A	Class-C	Class-I0	Class-I1	Class-I2	Class-D
Conditions	-	> CHF 0.5m	Institutional investors/Discr. mandate agreement ¹⁾	> CHF 5m	> CHF 10m	Discr. mandate agreement and ~ > CHF 25m ²⁾
ISIN	CH0251429269	CH0343985443	CH0343985906	CH0579520450	CH0251429335	CH0251429293
Valor	25142926	34398544	34398590	57952045	25142933	25142929
Bloomberg	FFXIRCA SW	-	-	FICEAIE SW	FFIRC12 SW	FFXIRCD SW
Currency	EUR	EUR	EUR	EUR	EUR	EUR
Subscription currency	EUR and CHF	EUR and CHF	EUR and CHF	EUR and CHF	EUR and CHF	EUR and CHF
Distribution policy	accumulating	accumulating	accumulating	accumulating	accumulating	accumulating
Management fee p.a.	0.75%	0.65%	0.65%	0.45%	0.36%	to be agreed individually
Inception date	24/02/2015	-	-	10/12/2020	27/10/2015	-
NAV	952.65	-	-	885.81	1040.99	-

Share classes (CHF-hedged)	Class-AH	Class-CH	Class-I0H	Class-I1H	Class-I2H	Class-DH
Conditions	-	> CHF 0.5m	Institutional investors/Discr. mandate agreement ¹⁾	> CHF 5m	> CHF 10m	Discr. mandate agreement and ~ > CHF 25m ²⁾
ISIN	CH0251429285	CH0343985591	CH0343985922	CH0251429327	CH0251429350	CH0251429301
Valor	25142928	34398559	34398592	25142932	25142935	25142930
Bloomberg	FFIRCAH SW	-	FFIRI0H SW	FFIRI1H SW	FFIRI2H SW	FFIRCDH SW
Currency	CHF	CHF	CHF	CHF	CHF	CHF
Subscription currency	CHF	CHF	CHF	CHF	CHF	CHF
Distribution policy	accumulating	accumulating	accumulating	accumulating	accumulating	accumulating
Management fee p.a.	0.80%	0.68%	0.68%	0.47%	0.38%	to be agreed individually
Inception date	24/02/2015	-	16/12/2016	-	28/05/2015	24/02/2015
NAV	940.12	-	961.93	-	989.33	977.06

1) The investor must have concluded a discretionary mandate agreement or similar written agreement, or has to be an investor according to Art. 10 Abs. 3 and 3ter KAG.

2) The investor must have concluded a discretionary mandate agreement or a similar written agreement with the fund administrator or with Credit Suisse Ltd., Zurich, or must invest via a financial intermediary, who has concluded a partnership agreement with the fund administrator or with Credit Suisse Ltd., Zurich. Additionally, the investor must have concluded an advisory agreement with Finreon Ltd.. The acquisition of the Class-D must be explicitly permitted in the contracts.

SVVK-ASIR Compatibility

Finreon funds do not invest in companies involved in the development or manufacture of nuclear weapons, biological and chemical weapons, anti-personnel mines and cluster munitions. We are guided by the exclusion list of the Swiss Association for Responsible Investment (SVVK - ASIR).

Contact

Finreon Ltd.
Oberer Graben 3
CH-9000 St.Gallen
Tel.: +41 71 230 08 06
E-mail: info@finreon.ch

Legal disclaimer

This document serves only for advertisement purposes. This document herein was produced by Finreon AG (hereafter «Finreon») with the greatest of care and to the best of its knowledge and belief. Finreon provides no guarantee with regard to the content and completeness of the information and does not accept any liability for losses that might arise from making use of the information. The information and views expressed herein are those of Finreon at the time of writing and are subject to change at any time without notice. If nothing is indicated to the contrary, all figures are unaudited. This document is provided for information purposes only and is for the exclusive use of the recipient. It does not constitute an offer or a recommendation to buy or sell financial instruments or banking services and does not release the recipient from exercising his/her own judgment. The recipient is in particular recommended to check that the information provided is in line with his/her own circumstances with regard to any legal, regulatory, tax or other consequences, if necessary with the help of a professional advisor. This document may not be reproduced, neither in part nor in full, without the written permission of Finreon. It is expressly not addressed to persons whose nationality or place of residence prohibit the particularly access to such information under applicable legislation. Neither this information nor any copy thereof may be sent, taken into or distributed in the United States or to any U. S. person (within the meaning of Regulation S under the US Securities Act of 1933, as amended). Every investment involves risk, especially with regard to fluctuations in value and return. Investments in foreign currencies involve the additional risk that the foreign currency might lose value against the investor's reference currency. Historical performance indications and financial market scenarios are no guarantee for current or future performance. Performance indications do not consider commissions levied at subscription and/or redemption. Furthermore, no guarantee can be given that the performance of the benchmark will be reached or outperformed. The product described is an umbrella Fund under Swiss law of the type "other funds for traditional investments" for non-qualified investors within the meaning of the CISA (Article 10 CISA) and the Ordinance on Collective Investment Schemes (CIS) (Article 6 CISC). The target group of investors may also be restricted in the fund contract for specific subfunds or unit classes. Finreon acts as a FINMA approved distributor of the product described in this document. Finreon receives compensation for sales thus potential conflicts of interest cannot be ruled out. More detailed information regarding this topic and the fees charged to the fund's assets and the issuing and redemption commissions can be found in the relevant fund documents. Subscriptions for investments to the funds mentioned in this document are only possible on the basis of the relevant prospectus, the simplified prospectus and/or the Key Investor Information Document (KIID) and the annual and semi-annual reports. The fund documents and the annual and semi-annual report may be obtained free of charge from CS Funds Ltd. or from any branch of CS Funds Ltd. in Switzerland or from Finreon.